



UP5 User Manual

Caution

Precaution prior to use

Children, pregnant women and those with heart diseases are strongly recommended not to use this device. Do not use on wounded or irritated skin.

Safety caution

For safe and correct use of UP5, please read this user manual thoroughly before use. The following symbols are used to classify and describe the level of hazard, injury, and property damage caused when the notation is disregarded and improper use is performed.



DANGER

Denotes a potential hazard that could result in serious injury or death.



WARNING

Denotes a potential hazard that could result in serious injury.



CAUTION

Denotes a hazard that could result in minor injury or property damage.



DANGER



Do not use this device to those persons who are using a medical equipment as below.

- ① Patient with wearable electrical devices such as cardiac pacemaker
- ② Patient with electrical life-support equipment such as heart-lung machine
- ③ Patient with mounted electrical medical equipment such as electrocardiogram



WARNING



Do not use this device on the following:

- Persons with metal allergy
- Patients with a heart disease
- Patients with infectious diseases
- Patients with abnormal blood pressure
- Patients with all other skin diseases
- Irritated skin by severe sunburn
- Oral cavity(uvula) or pubic region
- Persons with reduced physical, sensory or mental capabilities
- Children aged 12 and under
- Hemorrhagic appearance
- Women in pregnancy
- Inflamed area by acne
- Patients with fever
- Area with dermatitis
- A site of fractures
- Ears
- Wounded skin

CAUTION



Since UP5 is strongly magnetic, keep it away from any magnetic object such as a credit card, TV, monitor, video tape, watch,, Etc.



Use this device only for its intended use. Improper use may result in injury.



Make sure that your hands are covering Ion port precisely for current carrying in use.



Do not put too much pressure on skin during massaging.
It may cause skin irritation.



Do not keep the device in the place under high temperature or exposure to humid, flammable environments, dust etc.,. It may cause malfunction.



Please turn the device off and charge it on the charger when not in use.
(If more than 10 minutes no vibration power to be turned on, the alarm beeps.)



In case of not using for more than 7 days,
part the device from the charger and store it with the device off.



To prevent discharge of the battery, it is recommended to place the device on the charger for continuous charging.
Frequent full-discharges remarkably deteriorate the performance.



Do not put any heavy stuff, water or drink on the device and other components.



Do not use alcohol, benzene, paint thinner etc., to clean the device.



Avoid rough handling or mechanical shock, Do not drop the device.



Do not disassemble or repair the device by yourself.



Keep out of reach of children



Do not connect or disconnect the adaptor to the outlet with a wet hand.



Do not immerse this device or adaptor in water or wash with water.
In case the device is immersed, immediately allow the device to air dry and contact a customer service center.



Wash your face with lukewarm water to remove skin impurities before use UP5.



Since UP5 has stronger massage intensity than other skincare devices, you may feel a tickling or a slight sting on nose or around eyes temporarily.
In this case, it is recommended to lower the level of the vibration. If the symptom is not mitigated after you stop using this device, immediately see a doctor.

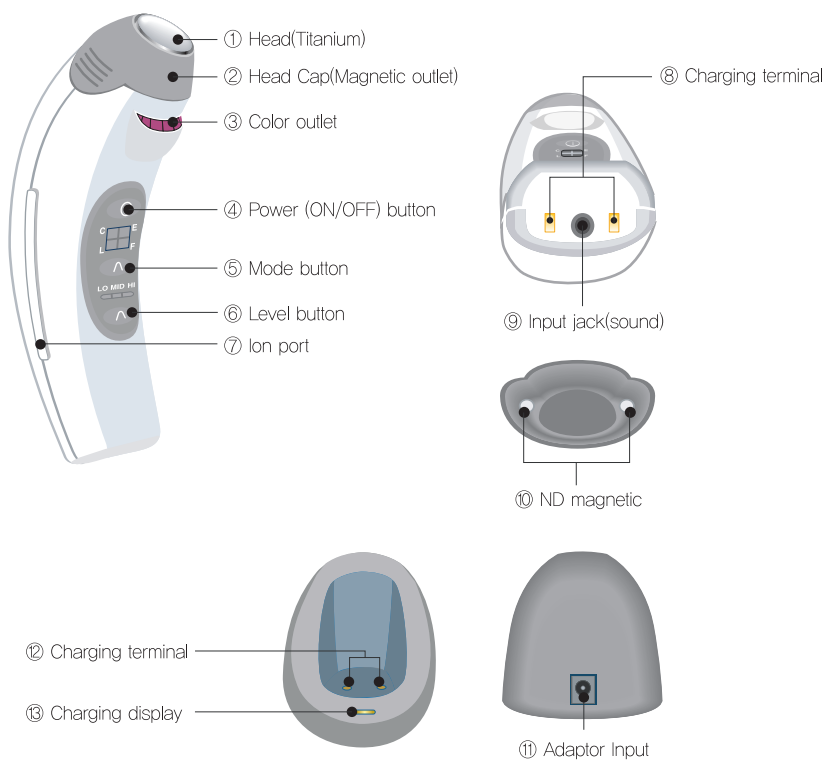


After using, open Head Cap and remove any residue of the cosmetic products using tissue, soft cloth or cotton.

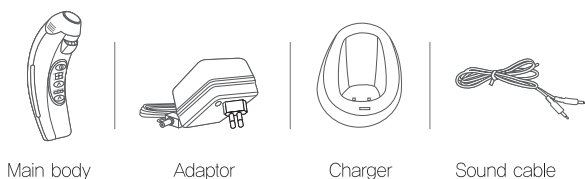


If there is a problem with charging, please clean the charging terminal with soft cloths or cotton.

Components



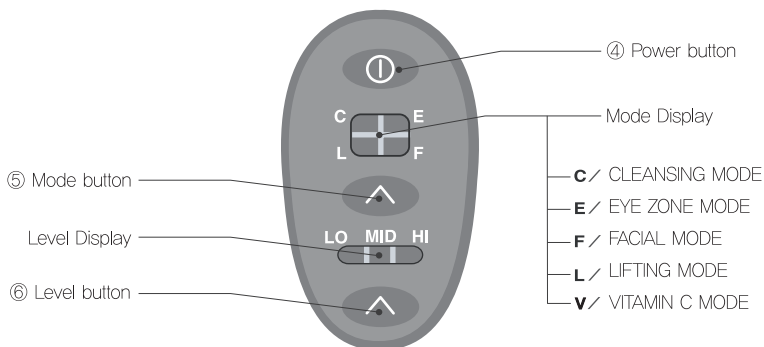
Package contents



How to use UP5

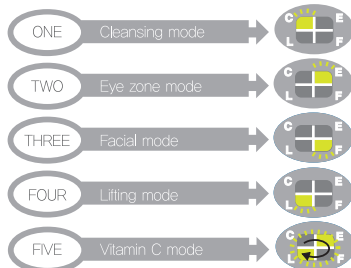
- Prior to the first use, fully charge UP5 for at least 8 hours.
- Turn on UP5 by pressing ④ Power button after charging.
- Press ⑤ Mode button to select the mode.
- Hold UP5 in your palm by covering ⑦ Ion port at both sides of the unit with your fingers.
- The alarm sounds when the operation is finished in each mode.
- Adjust the level of 3D vibration with ⑥ Level button during operation if necessary.
- After using, open ② Head Cap and remove any residue of the cosmetic products using tissue, soft cloth or cotton.

UP5 control Panel



How to use each mode

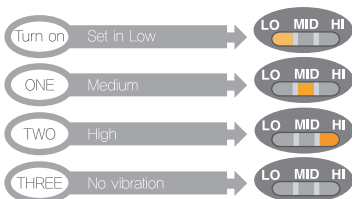
- Select Mode by pressing Mode button as below.



Cover ⑦ Ion port on the both sides with your palm.



- Adjust the level of 3D vibration as below.



Deep cleansing Care

CLEANSING MODE

(-) Ion Massage of UP5 helps to get rid of skin impurities which cannot be removed by the daily cleansing routine.

Facial toner

- Wash face and apply facial toner.
 - Turn on UP5 by pressing the power button and press the mode button once to select Cleansing mode.
 - Adjust the level of 3D vibration with the level button.
 - Gently massage cheek, nose, chin and forehead in order.
 - Operation time : 3 min
- ※ Adjust massage time according to absorption status of cosmetics.



Deep cleansing effect

Remove skin impurities and makeup residue



Eye zone Care

EYE ZONE MODE

(+) Ion Massage of UP5 helps to prevent and relieve fine wrinkles and dark circles around eye zone.


Cosmetics for Eye zone care

(Eye cream, serum etc)

- Apply product for eye care on eye zone.
 - Turn on UP5 by pressing the power button and press the mode button twice to select Eye zone mode.
 - Adjust the level of 3D vibration with the level button.
 - Gently massage from under the eyes to the outside of the eyes.
 - Operation time : 3 min
- ※ Adjust massage time according to absorption status of cosmetics.



Improve blood circulation around eye zone



Moisturizing, Nourishing Care

FACIAL MODE

(+) Ion Massage of UP5 helps to penetrate an active ingredients in cosmetics deep into skin.

Moisturizing, Nourishing products

(Essence, moisturizer, hydrating cream, nourishing cream etc)

- Apply moisturizing or nourishing product on skin depending on skin type.
- Turn on UP5 by pressing the power button and press the mode button 3 times to select Facial mode.
- Adjust the level of 3D vibration with the level button.
- Gently massage cheek, nose, chin and forehead in order.
- Operation time : 3 min
- ※ Adjust massage time according to absorption status of cosmetics.



For healthy and charming skin

Supply Moisture and nutrition



Lifting Care

LIFTING MODE

(±) Ion Massage of UP5 helps to improve skin elasticity by stimulating skin muscle.

Lifting products

(Lifting essence, lifting cream etc)

- Apply lifting or Anti-aging products depending on your skin type.
- Turn on UP5 by pressing the power button and press the mode button 4 times to select Lifting mode.
- Adjust the level of 3D vibration with the level button.
- Gently massage forehead, chin and cheek in order like lifting skin from bottom to top.
- Operation time : 3 min
- ※ Adjust massage time according to absorption status of cosmetics.



For slim and beautiful face line

Face line care



Vitamin C Care

VITAMIN C MODE

(-) Ion Massage of UP5 helps to penetrate ionic Vitamin C deep into skin.

Vitamin C products


(Vitamin C essence, serum, toner, moisturizer etc)

- Apply Vitamin C product on the face.
- Turn on UP5 by pressing the power button and press the mode button 5 times to select Vitamin C mode.
- Adjust the level of 3D vibration with the level button.
- Gently massage cheek, nose, chin and forehead in order.
- Operation time : 10 min
- ※ Adjust massage time according to absorption status of cosmetics.



Increase absorption of Vitamin C

Massage for radiant skin



※ Use Vitamin C mode right after Cleansing mode as Eye-zone mode, Facial mode or Lifting mode blocks Vitamin C from penetrating into skin.

※ After Vitamin C mode, apply sun block cream for outdoor activities.

◆ What is IONTOPHORESIS?

The mechanism is penetrating ionic cosmetic ingredients or ionic drug deep into your skin by applying a small electric current and changing the electrical environment on your skin.

◆ Recommended number of skin types and how to use

● : 5~7 times a week ◐ : 3~5 times a week ○ : 1~3 times a week

Function	Mode	Dry	Neutral	Sensitive	Oily	Combination
Deep cleansing Care	CLEANSING MODE	●	●	◐	●	●
Eye zone Care	EYE ZONE MODE	●	●	●	◐	◐
Moisturizing, Nourishing Care	FACIAL MODE	●	●	●	○	◐
Lifting Care	LIFTING MODE	●	●	●	○	◐

How to use SOUND EFFECT

UP5 enables to massage skin following the rhythm of your favorite music.

1. Connect UP5 with a music player, such as Smartphone or MP3, by connecting sound cable to ⑨Input jack(sound).
2. Turn on UP5 and play music. The massaging vibration is changed following the music.
3. Select Mode you want and adjust the level of 3D vibration with the level button.
4. Enjoy massage with music.



Now massage with music!

FAQ

Q I have acne which has worsened after I started using UP5.

- A UP5 is a device to help skin absorption of active ingredients in cosmetics while it helps deep cleansing. Acne is usually caused mainly by unsuitable skincare or cosmetic products used, surrounding environment, or eating habits. Also, you may get pimples suddenly even when you use cosmetic products you have been using with UP5 as active ingredients in cosmetics are penetrated deeper into skin. For this case, please stop using the device for a week and try again after acne clears up.

Q is UP5 applicable only on the face?

- A UP5 is designed as facial skincare device. But you may use it on hand or neck as well, to improve wrinkles and skin elasticity.

Q The vibration is too strong.

- A The level of the vibration sets in Low when start operating.
You can adjust the level of the vibration with Level button.
The feeling of vibration can be different depending on your skin condition.
If you still feel the vibration is too strong, even in Low, please select No vibration.

Q How do I clean the device?

- A After using, open the head cap and remove any residue of the cosmetic products with soft cloth or tissue.

Q No sound comes out when the unit is connected to music player. (I can't hear music from the device)

- A Please check ① If the device is turned on, ② If sound cable is connected well, ③ If the music player is turned on, ④ If the volume of music player is appropriate. The level of the vibration and the volume of the music depend on the volume of music player. If the volume is too high, it sounds noisy. If the volume is too low, you can't hear it.

Q Is it okay to use each mode longer than the recommended time?

- A You can adjust the duration of each mode depending on your skin type or sensitiveness. But it is recommended not to use more than max 20 min in one time use of each mode. Longer use will not guarantee better results. It is important to use UP5 on a regular basis, depending on your skin type.

Q The device doesn't work at all.

- A The battery is discharged. Please charge the battery enough to use.

FAQ

Q Cosmetic products are all absorbed before time is up. It is hard to keep massaging.

- A Please apply cosmetic products again to keep massaging. In case of using the products which are absorbed quickly such as essence, it is recommended to change to other way like staying on the skin for 1~2 seconds and moving again.
- ※ If you feel that the product is fully absorbed into skin even though the operation time is left, you are able to stop using.

Q I feel a sting when massaging on bare skin.

- A It may be caused by micro current flows to the skin directly when using the device on bare skin. Please apply cosmetic products on skin and use the device to help to penetrate cosmetics into skin effectively without skin irritation.
- (For sensitive skin, it is strongly recommended to apply cosmetic products enough to use the device.)

Q The charging display has no light, nor charges up.

- A Please make sure that the adaptor is connected well to the outlet. In case there are dust or cosmetics residues on charging terminal, it may cause malfunction.
- Please clean the charging terminal with soft cloth.

Q Operation time of the device is getting shorter.

- A Please kindly note that the charging battery is consumable item and operation time would be shorter as time goes by. Improper storage such as under high temperature or low temperature conditions, or no use for a long time can cause a short lifetime of a battery. Actual operation time can be different by battery consuming which depends on operation mode or strength of vibration.

Q It doesn't vibrate.

- A Please check if the vibration level is No vibration. Set the level of the vibration with Level button.

Q UP5 is turned off automatically during operation.

- A The battery is discharged. Please charge the battery enough to use.

